




BEL ROYAL

SEN at a Glance




IDENTIFYING NEEDS

- We spot needs early through teacher assessments, pupil progress checks, and discussions with parents.
- We work with outside professionals to get the right support in place.




WORKING WITH PARENTS

- Parents are involved at every step.
- We meet regularly to share updates and listen to your views.
- Children are encouraged to share their voice too.



SUPPORT IN SCHOOL

- Adapted classroom teaching for all learners.
- Extra help where needed
- We track progress carefully to make sure support is making a difference.



TRANSITION

- Careful planning when moving between classes or schools.
- Extra visits, meetings, and personalised plans help children feel secure.



WELLBEING

- We use the Zones of Regulation and Decider Skills to help children manage feelings.
- Positive behaviour is supported through our whole-school values: Include, Believe, Achieve
- Support is stepped up when children need extra help, including external services if needed.

**Each Unique, Together
we Thrive**